



VASARI
The Natural Wall Plaster



CONTENTS

INTRODUCTION

PG 03 - PG 06

VENEZIANO

PG 07 - PG 10

MARMORINO

PG 11 - PG 14

STUCCO

PG 15 - PG 18

CORSO

PG 19 - PG 22

LIME PAINT

PG 23 - PG 26


COLOR CHART

PG 27 - PG 28

APPLICATION

PG 29 - PG 30





THE
FINEST WALL
FINISHES
ON EARTH.





ABOUT VASARI

Vasari Natural Wall Plaster is the most beautiful, luxurious and affordable wall finishes available. Also known as Venetian Plaster, it is composed of finely crushed marble, aged lime & natural pigments to give you a wall finish that is closest to nature.

Vasari products are crafted for interior and semi-exterior use with unmatched beauty, versatility and ease of use. Available in different texture, sheen or colour, Vasari wall finishes can be compared to finely polished marble, soft satin, or traditional rustic stucco.

Being natural, Vasari wall finishes are eco-friendly, odourless, breathable, luxurious yet affordable.

STORY OF VASARI

Vasari was founded in year 2003 for the love of art, architecture, history, design and good living.

Headquartered in California of the United States, Vasari's plasters have graced wall surfaces in homes, mansions, hotels, restaurants, boutiques, and hospitals among other buildings.

Vasari offers varieties of beautiful materials for homeowners to choose from: Veneziano, Marmorino, Stucco, Corso and LimePaint.



VENEZIANO

Veneziano is a versatile traditional plaster used on interiors. It should be applied in thin layers and is able to create soft and subtle tones as well as highly polished surfaces.

Veneziano adalah plaster tradisional yang serba boleh digunakan di dalam bangunan. Ia perlu digunakan dalam lapisan nipis dan mampu membuat tona lembut dan halus serta permukaan yang sangat berkilat.

Veneziano 是一种用于室内装饰的传统石膏。它应用于墙面的薄层上，并且能够创造出柔和的色调以及高度光滑的表面。

Product Features:



No Odour
Tiada Bau
无气味



Natural
Semulajadi
环保性



Smooth Texture
Tekstur Lembut
光滑纹理



Glossy Effect
Kesan Kilat
光泽效果



Long Lasting
Tahan Lama
持久性



Indoor
Dalam Bangunan
室内



*Coverage

5 Gallon - 320sqft for 2 layers

2.5 Gallon - 160sqft for 2 layers

V05 Jasmine





**Colors in the pictures are just an average representation and may vary from the actual tinted materials.*



MARMORINO

Marmorino plaster is made with fine sand allowing texture and depth. It gives your wall a matte effect or more mottled and textured with a slightly higher polish. Combinations of colors, waxes and methods are endless.

Plaster Marmorino dibuat dengan pasir halus yang memberikan tekstur dan ruang. Ia boleh memberikan dinding anda kesan "matte" atau lebih berbintik dan bertekstur dengan menggilap sedikit tinggi. Kombinasi warna, lilin dan pengkaedahan ialah tiada terhad.

Marmorino 是用细砂制成的，让墙面的纹理有深刻度。它可以让墙面带哑光效果或使用一点抛光技术让墙面更有斑驳纹理效果。配合颜色，打蜡技术方法可以让这产品展现得淋漓尽致。

Product Features:



No Odour
Tiada Bau
无气味



Natural
Semulajadi
环保性



Medium Texture
Tekstur Sederhana
磨砂纹理



Matte Effect
Kesan "Matte"
哑光效果



Long Lasting
Tahan Lama
持久性



Semi-outdoor
Semi-luar bangunan
半户外



*Coverage

5 Gallon - 170sqft for 2 layers

2.5 Gallon - 85sqft for 2 layers



M24 Golden Beige





M29 Laurel Green



M01 Splashed White




M41 Sky Blue

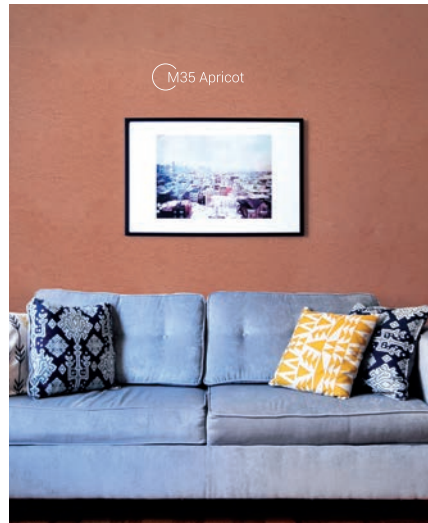
*Colors in the pictures are just an average representation and may vary from the actual tinted materials.



M06 Eggshell



M31 Fossil Grey



M35 Apricot

STUCCO

Stucco is made with a coarser sand allowing lots of texture and depth. Stucco is especially formulated for semi-outdoor but can also be used on interiors. It gives your wall a sandy effect or more mottled and textured with a slightly higher polish.

Stucco dibuat dengan pasir kasar yang memberikan banyak tekstur dan ruang. Stucco secara khususnya dirumuskan untuk semi-luar bangunan tetapi juga boleh digunakan di bahagian dalaman. Ia memberikan dinding anda kesan berpasir atau lebih berbintik-bintik dan bertekstur dengan kekilapan sedikit tinggi.

Stucco 是用较粗的沙子制成，可以让墙面展现得更更有深刻度。此灰泥特别为半户外墙面而制，但也可适用于室内。它可以让墙面带沙石效果或使用一点抛光技术让墙面更有斑驳纹理效果。

Product Features:



No Odour
Tiada Bau
无气味



Natural
Semulajadi
环保性



Rough Texture
Tekstur Kasar
粗糙纹理



Sandy Effect
Kesan Berpasir
沙石效果



Long Lasting
Tahan Lama
持久性



Semi-outdoor
Semi-luar bangunan
半户外



*Coverage

5 Gallon - 110sqft for 2 layers

2.5 Gallon - 55sqft for 2 layers

S13 Light Gold





S12 Matcha



S30 Coco Rose



S02 Ivory



S47 Charcoal

*Colors in the pictures are just an average representation and may vary from the actual tinted materials.



S05 Jasmine



S45 Aqua

CORSO

Corso is made with added coarse aggregates allowing more texture, added thickness, and depth if compared to Stucco. Corso is formulated for both interiors and semi-exterior. It can be applied flat with naturally pitted effect or more mottled and textured with a very rough finish.

Corso diperbuat dengan tambahan bahan campuran kasar yang menghasilkan lebih banyak tekstur, menambah ketebalan dan kedalaman jika dibandingkan dengan Stucco. Corso dirumus khas untuk kedua-dua bahagian dalaman dan semi-luaran. Ia boleh disapu rata dengan kesan pitted semulajadi atau lebih berbintik dan bertekstur dengan kemasannya yang amat kasar.

Corso 由质地粗糙的骨料制造而成，令它的质感更丰富；相比起 Stucco，具有更大的厚度和深度。Corso 特别为室内和半室外而设，以平直的方式涂刷可以呈现自然的坑纹效果，或者带点粗旷质感的斑驳纹理。

Product Features:



No Odour
Tiada Bau
无气味



Natural
Semulajadi
环保性



Coarse Texture
Tekstur Kasar
粗糙质地



Grainy Effect
Kesan Berpasir Kasar
粒状效果



Long Lasting
Tahan Lama
持久性



Semi-outdoor
Semi-luar bangunan
半户外



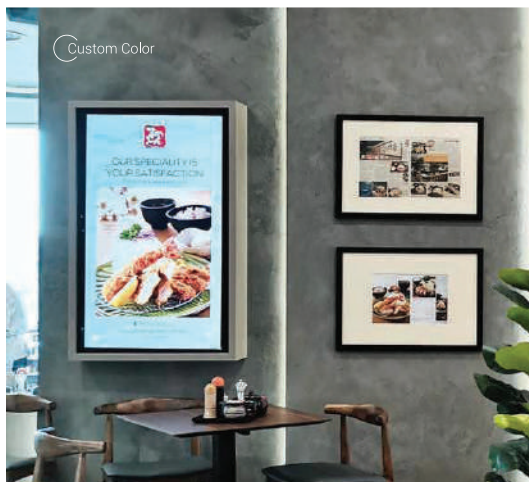
*Coverage

5 Gallon - 80sqft for 2 layers

2.5 Gallon - 40sqft for 2 layers



Custom Color



*Colors in the pictures are just an average representation and may vary from the actual tinted materials.



LIME PAINT

Vasari Lime Paint compliments both traditional and modern settings. It can be applied in a matte, soft sheen or can be burnished to a polished shine. Its thicker mineral consistency allows it to be back-trowelled to create a light to moderate texture if desired. Colors and creative styles are unlimited.

Vasari Lime Paint menghidupkan tetapan tradisional dan moden, Ia boleh diaplikasi dengan permukaan matte, licin dan juga boleh digilap sehingga menjadikannya berkilauan. Kepadatan mineralnya yang konsisten membolehkannya diratakan dengan alatan plaster untuk menghasilkan kilatan bertekstur sederhana mengikut citarasa anda. Warna dan gaya kreatif yang tiada batasan.

Vasari Lime Paint 适用于传统和现代化的空间设定。它可以呈现出哑光、柔光或亮光的效果。它的质地比较稠厚，您可以根据喜好以反抹的方式带出轻度至中度的质感和纹理，给您无限的颜色和风格创意搭配。

Product Features:



No Odour
Tiada Bau
无气味



Natural
Semulajadi
环保性



Light Texture
Tekstur Ringan
轻度纹理



Matte to Soft Sheen
Kesan "Matte" ke Kilauan Lembut
哑光和柔光



Long Lasting
Tahan Lama
持久性



Indoor
Dalam Bangunan
室内



*Coverage

5 Gallon - 900sqft for 2 layers

2.5 Gallon - 450sqft for 2 layers

LP20 Linen White





**Colors in the pictures are just an average representation and may vary from the actual tinted materials.*



LP54 Pink



LP02 Ivory

COLOR CHART

The below digital color swatches are an average representation of the actual tinted materials. As all materials are made from natural minerals, actual tinted materials can vary up to 10%, depending on the type of material, how the material is applied and the lighting of the surrounding. It's best to view the actual sample board before deciding on a colour.

- * - Premium Color
- ^ - Waxing Required


GREY COLOR SERIES



BROWN COLOR SERIES



BLUE COLOR SERIES



GREEN COLOR SERIES



RED COLOR SERIES



APPLICATION

The below instructions are an average standard of applying Vasari plaster. Depending on wall condition and type of products, the application methods may vary. It is best to consult our technical personnel prior to application. You are encouraged to practice on a small surface or sample board before you start to apply on your wall.

1. Tools Preparation



The basic tools to have are masking tape, hawk, trowel, scraper, spatula, corner tool, cloth. Make sure your trowel is straight and its edges are polished.

Alat asas yang perlu disediakan adalah pita pelekat, condong, kulir, pengikis, spatula, alat sudut, kain. Pastikan kulir anda lurus dan di bahagian tepinya digilap.

基本需要准备的工具是胶带，托灰板，抹灰刀，刮刀，抹刀，护角工具，布。确保你的抹灰刀边缘是直而光滑的。

2. Wall Preparation



Make sure the wall is clean, free of dust, cracks, flaking, blistering or holes. Tape the sides of the wall with masking tape to make sure edges are clean and straight. The wall must be dry before applying Vasari.

Pastikan dinding bersih, bebas dari sebarang habuk, retak, mengelupas, melepuh atau berlubang. Lekat sisi dinding dengan pita pelekat untuk memastikan di bahagian tepi kemas dan lurus. Dinding mesti kering sebelum menyapu Vasari.

请确保墙壁干净，无灰尘，无裂缝，无剥落，无起泡或洞孔。用胶带粘贴墙面边缘以确保边缘干净整齐。使用产品前，墙面必须保持干透性质。

3. First Layer



Apply first layer with trowel. Exert just enough pressure to apply the product evenly. No specific pattern is required. Allow the first layer to dry.

Sapukan lapisan pertama dengan kulir. Gunakan tekanan sekadar yang mencukupi untuk meletakkannya sehingga sama rata. Tiada corak spesifik diperlukan. Pastikan lapisan pertama kering.

使用抹灰刀涂抹第一层。使用者只需要施加一些压力把产品涂抹均匀，没有特定的模式图案。必须让第一层干透为止。

4. Second Layer



Make sure the first layer is completely dry before applying the second layer. Apply a thin layer with same pattern stroke throughout the wall. Apply with a little more pressure.

Pastikan lapisan pertama kering sebelum menyapu lapisan kedua. Sapukan lapisan nipis dengan gaya corak yang sama di seluruh dinding. Sapukan dengan melebihi sedikit tekanan.

确保第一层完全干透才施加产品在第二层上。应用相同的模式图案兼施加多一点压力将产品涂抹薄薄一层在整个墙面上。

5. Burnishing



Burnish the wall throughout with clean trowel when the second layer is 70% to 80% dry. Make sure the trowel is hold at less than 45 degree to avoid scratches. Remove the tape and let the wall to natural dry.

Licinkan dinding dengan kulir yang bersih semasa lapisan kedua 70% hingga 80% kering. Pastikan kulir dipegang kurang daripada 45 darjah untuk mengelakkan calar. Tanggalkan pita pekat dan biarkan dinding menjadi kering dengan sendirinya.

当第二层干透70%至80%时，就能使用干净的抹灰刀打磨墙面。确保抹灰刀低于45度以避免划伤墙面。取下胶带，让墙面自然干透。




DISTRIBUTED BY:



CAO INDUSTRIES SDN BHD (187571-K)
[VASARI MALAYSIA HQ]
A-07, Emerald Avenue, Jalan PS11,
Prima Selayang, 68100 Selangor, Malaysia.
EMAIL : info@vasarimalaysia.com

 Vasarimalaysia

 Vasari Malaysia

WWW.VASARIMALAYSIA.COM